



SWANA


SAFETY FIRST


Hurricane Prep Tips for Drivers


In areas prone to hurricanes and other types of severe weather, it is critical for drivers to plan for emergencies, prioritize safety, and protect their vehicles — especially as this Atlantic hurricane season is forecast to be especially active. The following checklist can help.


- 

Develop a plan. Outline the actions you'll need to take before, during, and after a storm. The plan should include emergency contact information as well as evacuation procedures.
- 

Fuel up. Hurricanes typically increase fuel demand and disrupt supply, leading to shortages. Ensure vehicles have a full tank of gas and electric vehicles are fully charged before the storm. To combat prolonged power outages, consider having an emergency fueling or charging solution ready before demand peaks.
- 

Move vehicles. Vehicles parked outside or in low-lying, flood-prone areas are at significant risk during hurricanes. Move vehicles to higher ground or indoor locations to protect them from flood damage and falling debris.
- 

Have an emergency roadside kit. Essential items should include road flares or safety triangles, jumper cables, a first-aid kit, a flashlight, a can of tire inflator, basic tools, bottled water, and a blanket.
- 

Protect important vehicle items. Make copies of essential documents such as registration and insurance cards. Store them in a safe place in a sealable plastic bag along with spare keys.
- 

Take photos. Take photos of the vehicle's interior and exterior as proof of its condition prior to the storm in case they are needed for insurance purposes.

Source: Holman

